

TRANS TECH | ST Aero Chevy/GMC



FOREST RIVER
BUS & VAN

TRANSTECHBUS.COM

functionality + accessibility.



SAFETY. EFFICIENCY.

Built on trusted chassis platforms from Chevy, Ford, and GMC, this dual rear-wheel model is a driver favorite for its maneuverability, outstanding visibility, generous headroom, and overall comfort. Trans Tech buses are thoughtfully engineered with a focus on safety, fuel efficiency, and performance.

PASSENGERS



Up to 20

BUS LENGTH



20' - 21.5'

BUS CHASSIS



Chevy 3500
GMC 3500

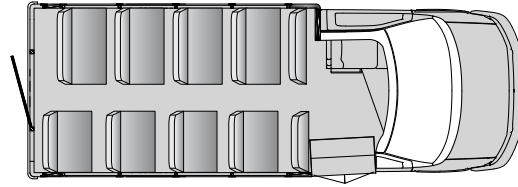
transporting what matters.

Versatility + capacity options.

14

14 passenger + driver

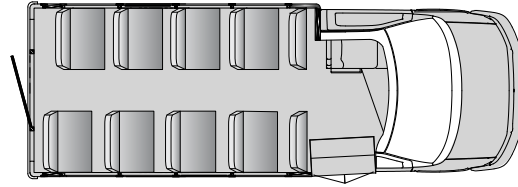




16

16 passenger + driver

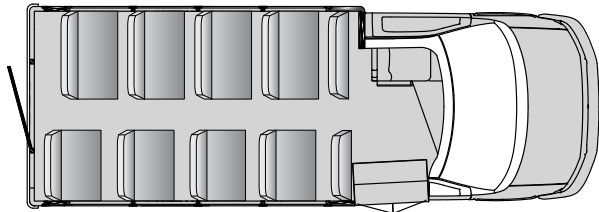




20

20 passenger + driver





Specifications.

	Chevy	GMC
Sections	4 + 9	5
Overall Length	240.3125"	159.7"
Wheelbase	139"	139"
Chassis	Chevy/GMC	GMC/Chevy
Engine(s)	4.3L V6	4.3L V6
GVWR	9,900 lbs.	9,900 lbs.
Passenger Capacity*	Up to 20	Up to 20
Overall Width w/ Mirrors	112"	112"
Overall Width w/o Mirrors	86"	86"
Overall Height	110"	110"
Width at Seat Level	80"	80"
Ground to 1st Step	11"	11"
Step Riser	8.5"	8.5"
Step Depth	8.5"	8.5"
Interior Height	74"	74"

*All passenger capacities are references and subject to final weight analysis

transporting what matters.



**DRIVER'S
FOCUSED
INTERIOR**



**VERSA-TRACK
SEATING
SYSTEM**



**ELECTRONICALLY
CONTROLLED
STOP SIGN**

Standard Features

- 5 Year/ 100,000 Mile structure warranty
- 2 Year/ 24,000 Mile manufacturer components warranty
- Versa-Track seating system (wall and floor mounted tracks)
- 14 gauge galvanized steel pan-formed floor panels
- Steel exterior panels
- High-strength side skirt impact panels
- 1-1/2" fiberglass insulation including bow cavities
- Innovative canopy construction of driver cockpit
- Single-seam roof construction
- 3 roof strainers
- Aerodynamic front roof cap
- Full-length entrance door glass
- Observation window
- 3-point emergency door lock
- Extruded aluminum doors
- Electric operated entrance door
- Rosco™ mirror system
- Ergonomic switch panel design
- LED lighting

- Black vinyl floor
- Plug-and-go electrical system with LED diagnostics
- Passenger compartment glass tinted – 32% light transmission with AS2 tempered glass
- Extruded-aluminum black exterior window frames and posts
- Axalta paint
- Pre-painted interior panels
- Industry-leading tech support

Optional Features

- Wheelchair lift
- Child check system
- Integrated child seat and 3-point safety belts
- Crossing gate
- Roof hatch
- Diamond plate driver step
- Reflective tape package
- Marine-grade plywood floor

- White roof
- Multiple floorplans
- Acoustical ceiling panels
- Lamination/tempering/insulated glass
- Electronically controlled entrance door
- Auxiliary air conditioning system
- Battery box with slide-out tray
- Auxiliary power board – dedicated for video systems, GPS, CB radio, etc.

Available Engines

- 4.3L V6



Learn more at
<https://www.transtechbus.com/buses/>

© 2025 Forest River Bus, LLC. All information contained on this website is believed to be accurate at the time of publication. However, during the model year, it may be necessary to make revisions, and Forest River Bus reserves the right to make changes without notice, including prices, colors, materials, equipment, and specifications, as well as the addition of new models and the discontinuance of models shown on this website. Therefore, please consult with your Forest River Bus dealer and confirm the existence of any material, design, or specifications before your purchase.